



Weeds

THEIR CONTROL AND
IDENTIFICATION



What's a Weed?

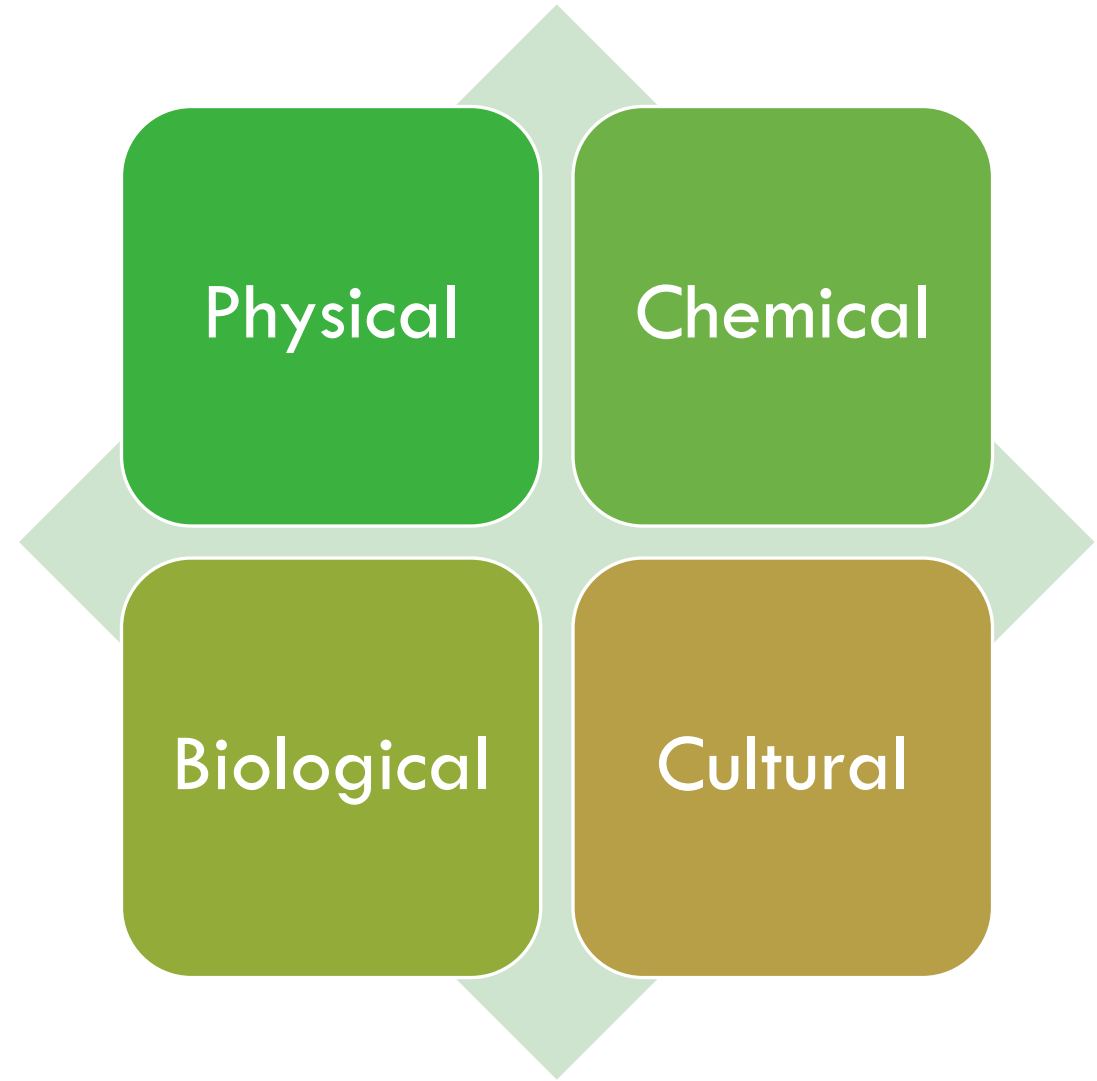


Ok, but how
do I get rid
of it?!

Where am I? Where do I want to go?
How do I get there? What's my mode
of transport?




Integrated Pest Management “Controls”



Physical Controls



Cutting



Pulling



Tillage

Chemical Controls - Herbicides




Foliar
Application

Cut-Stump

Basal Bark

Hack-and-
squirt

Pre-
emergent



Biological Controls

Goats

Cattle

Invertebrates

Cultural Controls

**Land Use and
Management
Alterations**

**Skewing the
Competition**

Know Your Enemy

Annuals – 1 Year Life Cycle
Germinate, Grow, and Set Seed in a
single year

Biennials – 2 Year Life Cycle. Spend
first year as a rosette, flower and set
seed in second year

Perennials – 3+ Year Life Cycle



Then What?



Common Local Weeds and their Native Doppelgangers

Submitted Topics – Pollinators and Wildlife

How are pollinators affected by herbicides?

How can Invasive weed control be done to minimize impacts on pollinators, wildlife, and pets?

How do I control weeds in an environmentally conscious way?

Submitted Topics – New Weeds

What are the newer weeds that are of most concern to Iowa pasturelands?

**Sericea lespedeza*, *Lespedeza cuneata*

- - *Found in Fremont county and grasslands further south and west*

Submitted Topics – Species Specifics

How to control dogbane (*Apocynum*)?

How to control nightshade (*Solanum*) in pastures? (Which species?)

How and when to control honeysuckle (*Lonicera spp.*)?

How to control honeysuckle on a creek bank while minimizing erosion.

Send me an email or call me and I will give you specific information for these individual questions.

Resources

[Invasive.org](https://invasive.org)

[Iowa State University Extension](https://www.extension.iastate.edu/)

[Interest in Pott Co cheat sheet?](#)

Aric Ping, Natural Resource Technician Pottawattamie Conservation

712-435-0073

aric.ping@pottcounty-ia.gov